

# Bảng thông số sản phẩm

Thông số kỹ thuật



interface plug in relay, Harmony Electromechanical Relays, 5A, 2CO, with LED, 24V DC

RXG23BD

## Main

Range of product	Harmony Electromechanical Relays
Series name	Interface relay
product or component type	Plug-in relay
Device short name	RXG
Contacts type and composition	2 C/O
[I <sub>th</sub> ] conventional enclosed thermal current	5 A at -40...55 °C
local signalling	Flag

## Complementary

Status LED	With
[I <sub>e</sub> ] rated operational current	5 A at 30 V (DC) conforming to UL 5 A at 30 V (DC) conforming to IEC 5 A at 250 V (AC) conforming to IEC 5 A at 250 V (AC) conforming to UL
Electrical durability	100000 cycles for NO resistive load at 55 °C 100000 cycles for NC resistive load at 55 °C
Coil resistance	1100 Ohm +/- 10 %
Shock resistance	20 gn in operation 100 gn not in operation
Mounting position	Any position
[U <sub>c</sub> ] control circuit voltage	24 V DC
Colour of cover	Standard
Drop-out voltage threshold	>= 0.1 U <sub>c</sub> DC
Load current	5 A at 250 V AC
Minimum switching capacity	50 mW at 10 mA, 5 V DC
Maximum switching capacity	1250 VA
Torque value	0.8 N.m
Contact resistance	100 mOhm
Insulation resistance	1000 MOhm at 500 V DC
Electrical insulation class	Class F
Mechanical durability	10000000 cycles
Safety reliability data	B10d = 100000
Operating time	20 ms

<b>Reset time</b>	20 ms
<b>Overvoltage category</b>	III
<b>Maximum switching voltage</b>	250 V AC 30 V DC
<b>Protection category</b>	RT I
<b>Operating rate</b>	<= 1800 cycles/hour under load <= 18000 cycles/hour no-load
<b>Pollution degree</b>	2
<b>Utilisation coefficient</b>	20 %
<b>[UI] rated insulation voltage</b>	250 V conforming to IEC 300 V conforming to CSA 300 V conforming to UL
<b>Dielectric strength</b>	1000 V AC between contacts with micro disconnection 5000 V AC between coil and contact with reinforced insulation 3000 V AC between poles with basic insulation
<b>Test levels</b>	Level A group mounting
<b>device presentation</b>	Complete product
<b>Contacts material</b>	Silver alloy (AgSnO2In2O3)
<b>net weight</b>	0.02 kg

## Environment

<b>Standards</b>	CSA C22.2 No 14 UL 508 IEC 61810-1
<b>Product certifications</b>	CSA CE EAC UL DNV-GL
<b>Ambient air temperature for storage</b>	-40...85 °C
<b>Ambient air temperature for operation</b>	-40...70 °C
<b>IP degree of protection</b>	IP40
<b>Relative humidity</b>	10...85 %
<b>Vibration resistance</b>	3 gn, amplitude = +/- 0.75 mm (f = 10...150 Hz) in operation 5 gn, amplitude = +/- 0.75 mm (f = 10...150 Hz) not in operation

## Packing Units

<b>Unit Type of Package 1</b>	PCE
<b>Number of Units in Package 1</b>	1
<b>Package 1 Height</b>	2.89 cm
<b>Package 1 Width</b>	1.27 cm
<b>Package 1 Length</b>	3.452 cm
<b>Package 1 Weight</b>	20.81 g

## Bền vững

Nhãn **Green Premium™** là cam kết của Schneider Electric trong việc cung cấp sản phẩm với hiệu suất môi trường tốt nhất. Green Premium cam kết tuân thủ các quy định mới nhất, minh bạch về tác động môi trường, cũng như các sản phẩm tuần hoàn và CO<sub>2</sub> thấp.

**Hướng dẫn đánh giá tính bền vững của sản phẩm** là tài liệu kỹ thuật phổ thông giúp làm rõ các tiêu chuẩn nhân sinh thái toàn cầu và cách diễn giải việc khai báo môi trường.

[Tìm hiểu thêm về Green Premium >](#)

[Hướng dẫn đánh giá về sự bền vững của sản phẩm >](#)



Minh bạch RoHS/REACH

## Hiệu suất sức khỏe

✓ Reach Free Of Svhc

✓ Toxic Heavy Metal Free

✓ Mercury Free

✓ Rohs Exemption Information [Yes](#)

## Chứng nhận & Tiêu chuẩn

Reach Regulation

[REACH Declaration](#)

Eu Rohs Directive

Pro-active compliance (Product out of EU RoHS legal scope)

[EU RoHS Declaration](#)

China Rohs Regulation

[China RoHS declaration](#)

Environmental Disclosure

[Product Environmental Profile](#)

Circularity Profile

No need of specific recycling operations

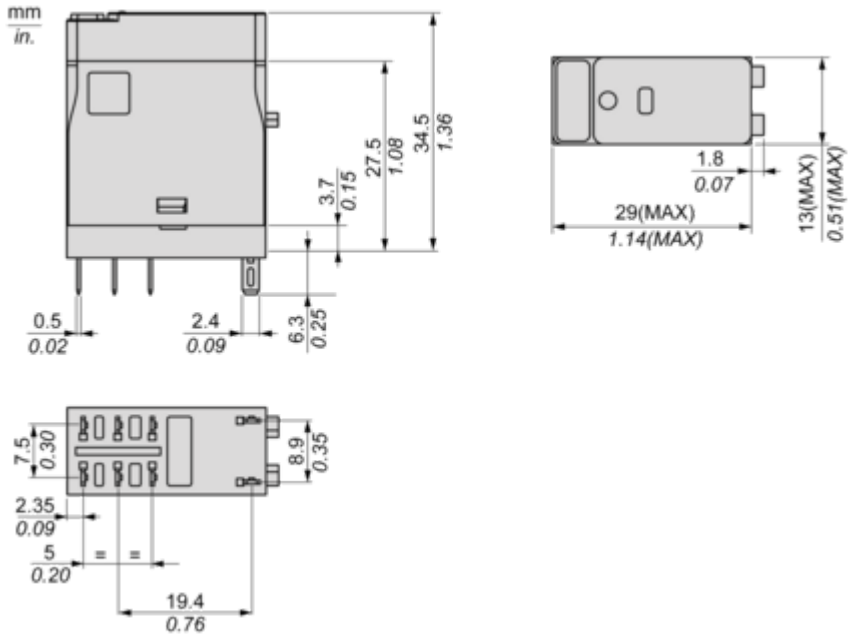
# Bảng thông số sản phẩm

# RXG23BD

## Dimensions Drawings

### Dimensions

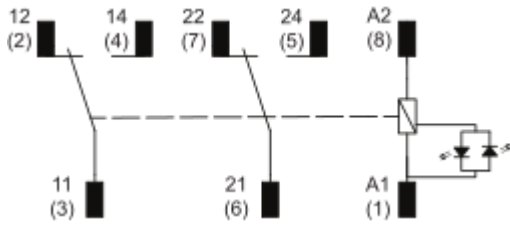
---



Connections and Schema

**Wiring Diagram**

---

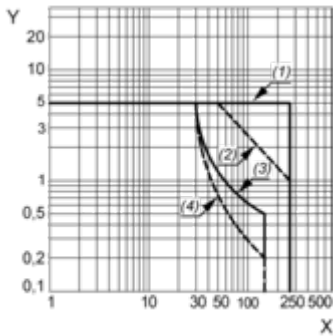


## Performance Curves

### Performance Curves

---

#### Maximum Switching Capacity



X : Switching voltage (V)

Y : Switching current (A)

(1) AC Resistive Load

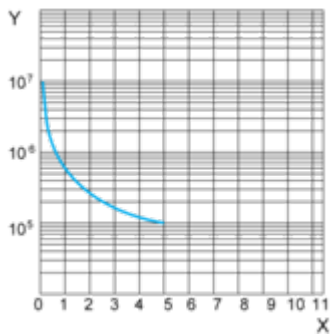
(2) AC Inductive Load  $\cos(\phi)=0.4$

(3) DC Resistive Load

(4) DC Inductive Load (L/R=7ms)

#### Life Expectancy

Resistive Load

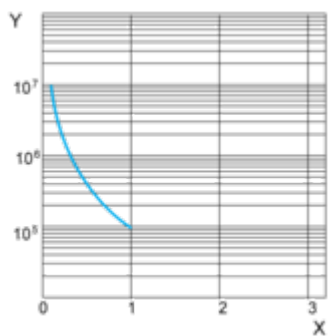


X : Contact Current (A)

Y : Operating Cycle Number

#### Life Expectancy

Inductive Load



X : Contact Current (A)

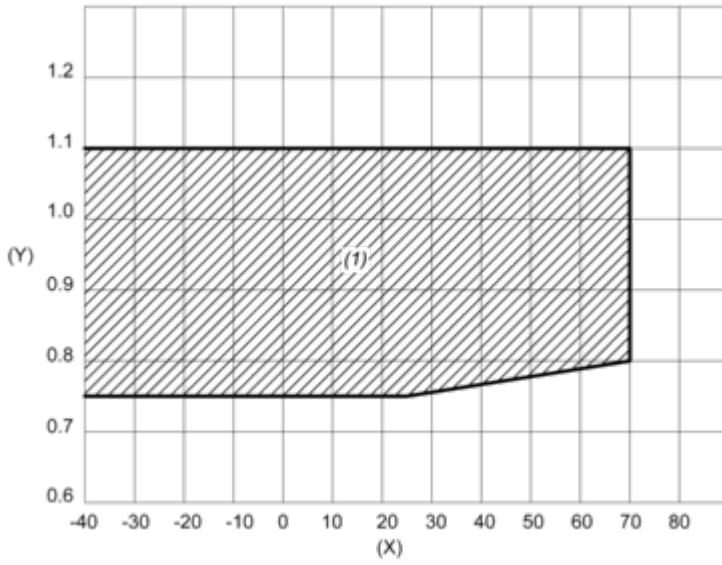
Y : Operating Cycle Number

**NOTE:** These are typical curves, actual durability depends on load, environment, duty cycle, etc.

Coil Operating Range

---

DC Coil Operating Range VS Ambient Temperature



X : Ambient temperature (°C)

Y : Coil voltage (U/Uc)

(1) Permitted operating range area